


---

**DATA SHEET****LEDVANCE® LED ECO PANEL**

The LEDVANCE® LED ECO PANEL is a reliable LED panel with competitive price for general-purpose applications. With latest backlit technology platform, it provides uniform, comfortable, good quality of light and significant energy as well as maintenance savings. It is the best choice for the replacement of existing traditional louver luminaires. This ECO panel range promises easy design, installation and maintenance are a breeze.

## Product Features & Benefits

- Latest backlit LED technology platform
- Integrated heat resistance lens for uniform light distribution, reduce product height to only 34mm
- Available in 3 standard sizes: 600x600mm, 300x1200mm and 600x1200mm
- Standard CCT: 4000K & 6500K, 3000K on request
- High color rendering: CRI > 80
- High power factor: PF>0.90
- Recess mount with optional plaster ceiling mounting clips and suspension kit
- Long 30,000hr lifetime reduces maintenance costs
- Flicker free driver
- EMC suppression circuit in driver
- Fast connector between panel and driver for easy installation and maintenance
- Sturdy SPCC housing
- Seamless aluminum frame design
- Safety compliance certificates: CB & CCC , EU RoHS 2.0

## Application Areas:

- Offices
- Retail shops
- Hospitals
- Public area



## General Specifications:

LEDVANCE® LED ECO Panel		0606	0312	0612
Electrical Data	Wattage (W)	36		65
	Voltage range	220 - 240VAC		
	Power factor	0.9		
	Input current	170mA		280mA
	Line frequency	50/60Hz		
	Surge Protection	> 1000V		
	THD	≤ 15 %		
	Protection class	Class II		
Optical / Photometric	Rated lumens (4000K & 6500K)	3240lm		5850lm
	CCT (K)	4000 & 6500, 3000K on request		
	CRI	> 80		
	SDCM	< 5		
	System lumen efficacy	90 lm/W (4000K & 6500K)		
	LED	SMD 2835		
	Rated lifetime	30,000 hrs @ L70 (Ta=25°C)		
	Operating temperature	-10 ~ +45°C		
	Storage temperature	-20 ~ +60°C		
Housing	Housing	SPCC with white spray painting		
	Diffuser	UV resistant modified PS		
	Panel size (L x W x H mm)	595x595x34	1195x295x34	1195x595x34
	Ingress protection	IP20		
	Mounting	Recessed mount optional plaster ceiling mounting clips and suspension kits		

## Ordering information:

Description	Model Number	Shipping Unit	Packaging	EAN-10	EAN40
LDECO PANEL 0606 36W 830 5X1 EN LEDV	LDECO-PL606-B-36W-AM	5	one panel in one white box with black line drawing, color label on each white box, total 5 white box together in one carton	TBD	TBD
LDECO PANEL 0606 36W 840 5X1 EN LEDV				4058075420700	4058075420717
LDECO PANEL 0606 36W 865 5X1 EN LEDV				4058075420724	4058075420731
LDECO PANEL 0312 36W 830 5X1 EN LEDV	LDECO-PL312-B-36W-AM	5	one panel in one white box with black line drawing, color label on each white box, total 5 white box together in one carton	TBD	TBD
LDECO PANEL 0312 36W 840 5X1 EN LEDV				4058075420748	4058075420755
LDECO PANEL 0312 36W 865 5X1 EN LEDV				4058075420762	4058075420779
LDECO PANEL 0612 65W 830 3X1 EN LEDV	LDECO-PL612-B-65W-AM	3	one panel in one white box with black line drawing, color label on each white box, total 3 white box together in one carton	TBD	TBD
LDECO PANEL 0612 65W 840 3X1 EN LEDV				4058075420786	4058075420793
LDECO PANEL 0612 65W 865 3X1 EN LEDV				4058075420809	4058075420816

## Optional accessory:

### Plaster ceiling mounting clips

Description	Shipping Unit	EAN10	EAN40
LDECO PANEL 36W MOUNTING CLIPS VS10LEDV	10pcs	N/A	4058075330382


- Each EAN40 box includes 10 EAN10 bags. Each EAN10 bag includes 4 mounting clips.



### Optional suspension kit

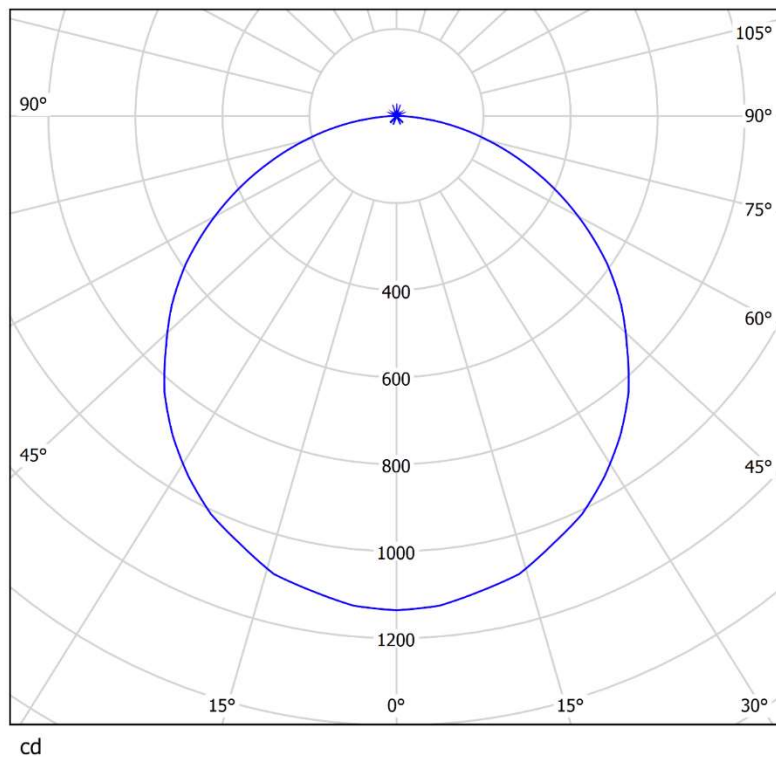
Description	Shipping Unit	EAN10	EAN40
LDECO PANEL 36WSUSPENSION KITS 60X1LEDV	60pcs	4058075330351	4058075330368

- Each EAN40 includes 60 EAN10 bags. Each EAN10 bag including 2 lines, 4 brackets, and 8 screws.

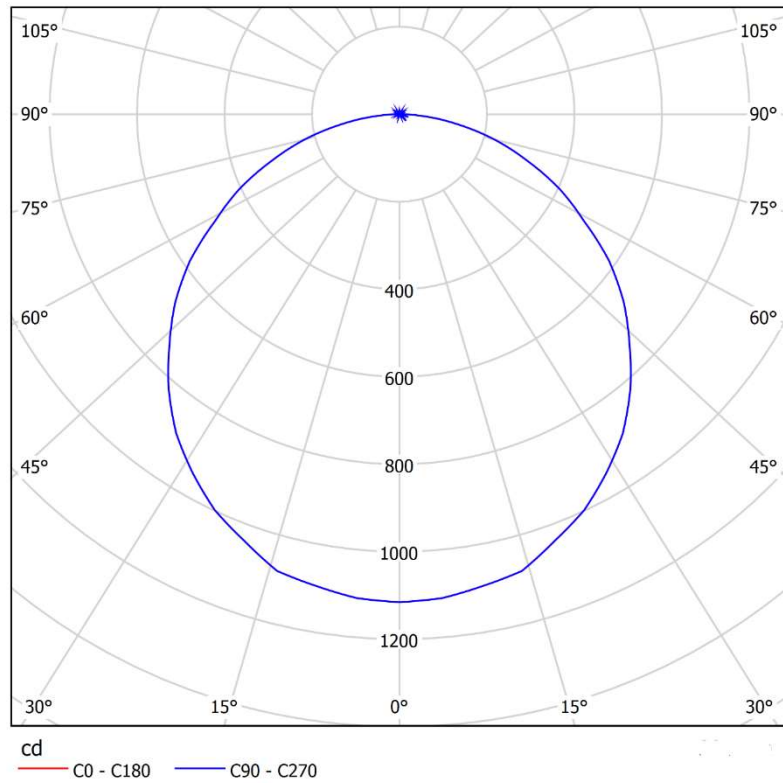


### Polar intensity diagram:

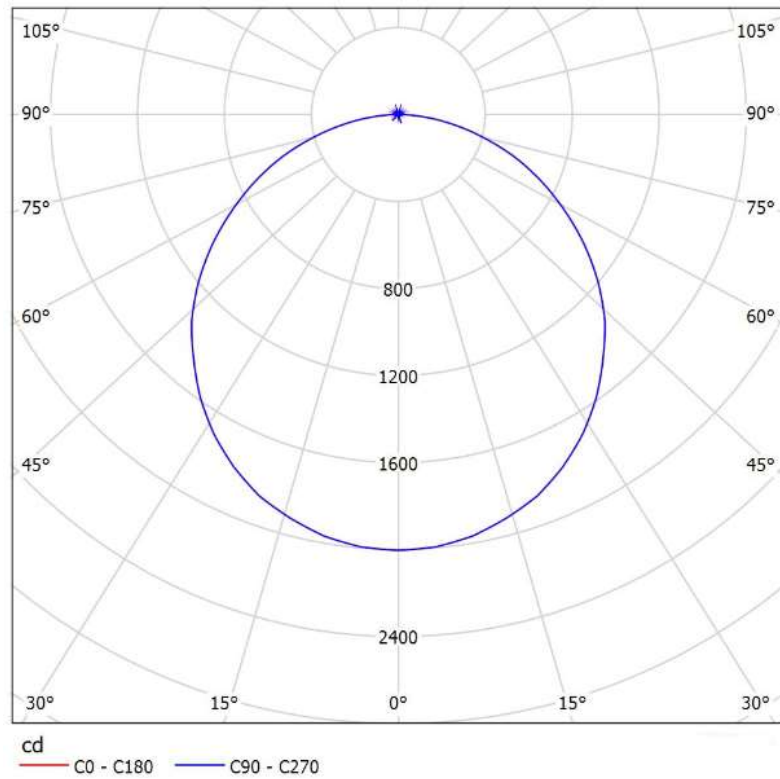
Panel 0606



Panel 0312


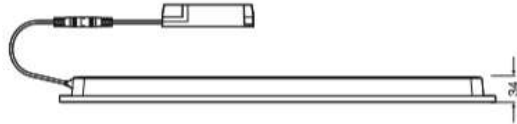


Panel 0612



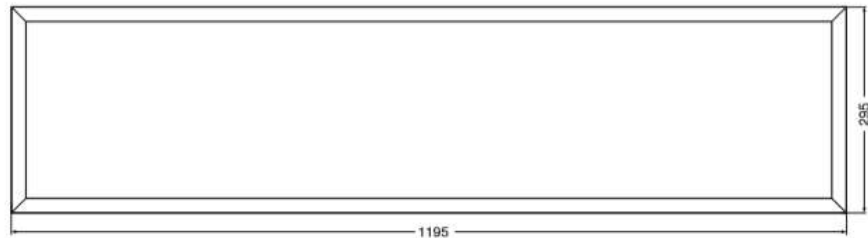
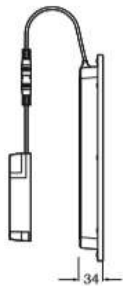
## Drawing/Dimensions:

### Panel 0606



Panel	Length	Width	Height	Weight
0606	595mm	595mm	34mm	1800g

### Panel 0312



Panel	Length	Width	Height	Weight
0312	1195mm	295mm	34mm	1800g

## Panel 0612



Panel	Length	Width	Height	Weight
0612	1195mm	595mm	34mm	3880g